

A MODERN FLAT TRADITIONAL PROFILE



- ✓ Educational buildings
- ✓ Commercial buildings
- ✓ Flat to pitch
- ✓ Community centres
- ✓ Vertical cladding
- ✓ Holiday homes
- ✓ Park homes
- ✓ Camping pods
- ✓ Stables
- ✓ Conservatories
- ✓ Lean to's
- ✓ Garages



A MODERN FLAT TRADITIONAL PROFILE


ADVANTAGES

- British made
- Designed to give a traditional slate appearance
- Lightweight
- Low pitch
- Good vandal resistance (0.9mm steel base)
- Quick installation
- Cost effective
- Virtually maintenance free
- Extensive range of accessories and flashings available
- Fully dry-fixed
- Guaranteed for 40 years against weather penetration
- Full technical support available

TECHNICAL DATA

- Min. pitch: 12°
- Max. pitch: 90°
- Overall width: 1310mm
- Cover width: 1250mm
- Side lap: 60mm
- Step: 22mm
- Batten gauge (0.45mm): 369mm
- Batten gauge (0.9mm): 367mm
- Individual slate width: 250mm
- Roof cover per slate panel: 0.46m²
- Slate panels per m²: 2.17
- Steel base: 0.45mm & 0.9mm
- Weight as laid per m²: 7kg & 11kg
- Fire resistance: AA classification equal to traditional roof tiles and slates

COLOURS AVAILABLE



Titanium Grey




Bramble Brown




Rustic Brown



Rustic Terracotta



Tartan Green



Kingfisher House, Unit 17, Overthorpe Road, Banbury OX16 4SX
T +44 (0) 1295 250998 F +44 (0) 1295 271068 E sales@britmet.co.uk

www.britmet.co.uk

APPROVALS:

- British Board of Agrément 02/3917
- Manufactured using ISO 9001 approved materials
- ISO 14001

